

NAME: _____
 Test Date & Time: Thursday, 1/23 9:45-11:15am Room _____
 Mr. George

MID-YEAR EXAM STUDY GUIDE - World History 9-3 - January 2020

Chapters in the Textbook: 1.3, 2, 3, 4, 5, 6, 7

Review Chapters, Class Notes, Handouts, Chapter Notes and Study Guides.

Part I: Terms to Know:

<u>Egypt</u>	<u>India</u>	<u>Mesopotamia</u>	<u>China</u>
<ul style="list-style-type: none"> -hieroglyphics -Nile river 	<ul style="list-style-type: none"> -Hinduism -dharma -reincarnation -caste system -moksha -Epic Hero Cycle -Siddhartha Gautama -nirvana -Buddhism -Four Noble Truths -Gupta Empire -Asoka -Mauryan Empire -Indus & Ganges -Himalayas 	<ul style="list-style-type: none"> -Hammurabi's Code -Sumerians -Judaism -Torah -Covenant -Tigris & Euphrates 	<ul style="list-style-type: none"> -Confucianism -Daoism -Legalism -Dynastic Cycle -Mandate of Heaven -Shi Huangdi -Qin dynasty -Han Dynasty -Huang He river -Yangtze river
<u>Greece</u>	<u>Rome</u>	<u>General</u>	
<ul style="list-style-type: none"> -Alexander the Great -Athens -Sparta -Pericles -Aristotle -Socrates -Plato -Trojan Wars -Hellenism -Persian Wars -Peloponnesian Wars -humanism 	<ul style="list-style-type: none"> -Julius Caesar -Augustus -Jesus -Constantine -Diocletian -Attila The Hun -Germanic Tribes -Tribune -Legion -Republic -Pax Romana -Consul -Twelve Tables -Patrician -Plebeian -Christianity -Senate -Carthage -Punic Wars -Decline of Republic -Fall of Rome 	<ul style="list-style-type: none"> -Empire -Golden Age -5 Characteristics of a Civilization for River Valley Civilizations -Cultural Diffusion -polytheism -monotheism -Geography (major rivers and geographical features of each civilization) -Neolithic Revolution -historian 	

over

Midyear Study Guide Review

Directions: Using the terms provided on your study guide, categorize them according to the time periods that we studied.

Time Period:	Terms that Apply
Ancient River Valleys / Foundation of Civilizations	
Classical Western Civilization / Belief Systems	
Classical Eastern Civilization / Belief Systems	

World History (L3) – Mr. George - Midyear Exam Study Strategy Review

- Study a little bit over a long period of time – each night for one week leading up to the exam (since you won't have any other assigned homework)
- Find a quiet place to study
- If you find it helpful, review with others (study group)
- Fill in any "gaps" (chapters not read, no notes, chapters struggled with)
- Use your time to study in an efficient and effective manner. Pick a time to study when you're alert and not distracted.

Combination of Study Strategies (choose what works for you)

1. Review and complete Mid-Year Study Guide by categorizing the Terms to Know
 - a. Note key civilizations, key leaders, key events, and key trends / big picture changes
2. Read Chapter (especially if didn't the first time)
3. Read Chapter Summary (2-3 pages)
4. Review Chapter Study Guide
5. Review class handouts & timelines
6. Review notes from chapters **and from class**
 - a. Re-write notes
7. Review maps from chapters & study guides
 - a. Use GoogleEarth application for map review
8. Review your student folder
9. Add questions to quizlet or create own flashcards
10. Review Chapter quizlets (for each chapter) – Vocab terms
11. Review/Create timelines for river valley and classical periods
12. ****Create an outline for your essay (you should know what you're trying to prove/MI) – 50% of Exam**
 - a. Work on Essay so you're prepared when it's time to write it. Bring a completed outline to the exam. If you choose to bring the provided documents, you can mark them up, take notes and also bring them.

**** Weighting of Exam: 10% of overall course grade.**

*****For Mid-year exam: Multiple choice is 50% and Essay is 50%**

Bring this packet to the exam

NAME: _____

Test Date & Time: Thursday, 1/23 9:45-11:15am

Room _____

Mr. George

Part II: Five-Paragraph Essay

Directions: In your blue book, respond to the following question in a five-paragraph essay format. Use the instructions below as a guide.

How did civilization evolve from the river valley time period to the end of the Classical era?

Your essay must include: A brief introduction with a well-developed thesis (that is underlined) that clearly addresses the question.

- Introduce your understanding of the Ancient River Valleys, Classical West and Classical East in general terms (1 sentence).
- Provide brief background information on the three civilizations (3 sentences).
- Your last sentence in the introduction must be your thesis statement.

-Three (3) body paragraphs with topic sentences and clear themes/arguments supported by a theme that shows what it was like in River Valley and how it progressed in the Classical Era. Each body paragraph will have 2 developmental details (DDs).

- Show deep connections and understanding using outside information to support arguments
- Demonstrate a logical and clear plan of organization

-A brief conclusion (restate MI) and reach for significance. "Reach for Significance" links the past to the present by using a specific contemporary example that extends beyond just mentioning it in one sentence.

Theme/pattern 1 body paragraph	Theme/pattern 2 body paragraph	Theme/pattern 3 body paragraph
River Valley (document/evidence)	River Valley (document/evidence)	River Valley (document/evidence)
Classical Era (document/evidence)	Classical Era (document/evidence)	Classical Era (document/evidence)

**It is recommended that you create an outline to help in your essay organization prior to the exam. You can use the outline during the exam - but it must be handwritten on the back page of the document packet.

Options: You have a choice of:

- Using some/all of the enclosed documents
- Using your own examples
- Using a blend of the enclosed documents and your own examples

Please Note:

For the exam, you are allowed to bring in a handwritten outline on the back page of this packet of documents. Your outline can include:

- a fully written thesis statement
- your DIs fully written out
- the document letter that you'll be using. If you're using your own example, you can just indicate it by writing the topic in parentheses i.e. (Great Wall of China).
- Your packet can only include notes for the documents enclosed. But you cannot write out your paper and just copy it during the exam. Goal is to write your paper during the exam.

Document A: Hammurabi's Code

“When Anu the Sublime, King of the Anunaki, and Bel, the lord of Heaven and earth, who decreed the fate of the land, assigned to Marduk, the over-ruling son of Ea, God of righteousness, dominion over earthly man, and made him great among the Igigi, they called Babylon by his illustrious name, made it great on earth, and founded an everlasting kingdom in it, whose foundations are laid so solidly as those of heaven and earth; then Anu and Bel called by name me, Hammurabi, the exalted prince, who feared God, to bring about the rule of righteousness in the land, to destroy the wicked and the evil-doers; so that the strong should not harm the weak...”

3. If any one bring an accusation of any crime before the elders, and does not prove what he has charged, he shall, if it be a capital offense charged, be put to death.

5. If a judge try a case, reach a decision, and present his judgment in writing; if later error shall appear in his decision, and it be through his own fault, then he shall pay twelve times the fine set by him in the case, and he shall be publicly removed from the judge's bench, and never again shall he sit there to render judgment.

141. If a man's wife, who lives in his house, wishes to leave it, plunges into debt, tries to ruin her house, neglects her husband, and is judicially convicted: if her husband offer her release, she may go on her way, and he gives her nothing as a gift of release. If her husband does not wish to release her, and if he take another wife, she shall remain as servant in her husband's house.

195. If a son strike his father, his hands shall be hewn off.

196. If a man put out the eye of another man, his eye shall be put out.

199. If he put out the eye of a man's slave, or break the bone of a man's slave, he shall pay one-half of its value.

202. If any one strike the body of a man higher in rank than he, he shall receive sixty blows with an ox-whip in public.

209. If a man strike a free-born woman so that she lose her unborn child, he shall pay ten shekels for her loss.

Document B: Ten Commandments

I am the Lord thy God...Thou shalt have no other gods before me.

Thou shalt not make unto thee any graven image...

Though shalt not take the name of the the Lord thy God in vain...

Remember the Sabbath day to keep it holy.

Honor thy father and thy mother...

Thou shalt not kill.

Thou shalt not commit adultery.

Thou shalt not steal.

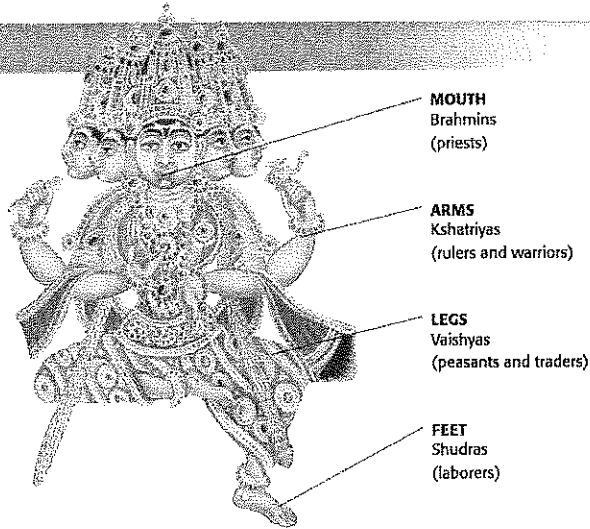
Thou shalt not bear false witness against thy neighbor.

Thou shalt not covet....anything that is thy neighbor's.

Document C: Purusha

The Aryan Caste System

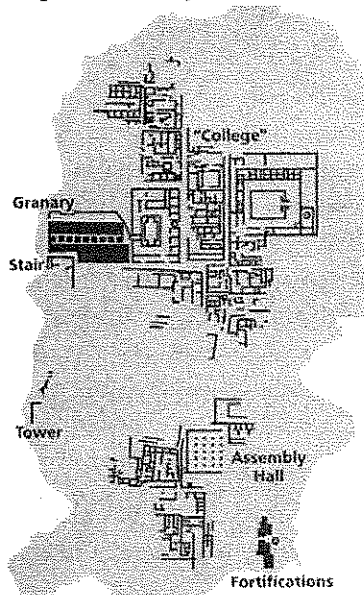
The four major castes emerged from Purusha (the first human being) shown at the right. Purusha is identified with the creator god Brahma. The Brahmins (priests) were his mouth, the warriors were his arms, the landowners and traders were his legs, and the laborers and peasants were his feet.




Document D: from *History of Ancient India* by Arun Bhattacharjee, 1979

The most wonderful aspect of the Indus civilization was the excellent town-planning. The Indus civilization was an urban civilization and Mohenjo-daro was the oldest planned city of the world. Both the cities were populous and materially prosperous. The excellent town-planning is in itself a puzzling novelty. The buildings were of baked bricks, some two-storied and some even three-storied. The houses were in one line and the roads and lanes covered the space between the houses. Each house had a yard and was encircled with walls . . . The roads were wide and straight and there was a proper drainage system. The streets were from the north to the south so that the air could work as a sort of suction pump, thereby clearing the atmosphere automatically. . . . The excellent drainage system is most attractive. The drains led from individual houses to the back streets and from the back streets by cross drains to the main roads along which many deep drains ran out of the city.


Map of Mohenjo-Daro



Document E: Asoka's Pillar of Laws



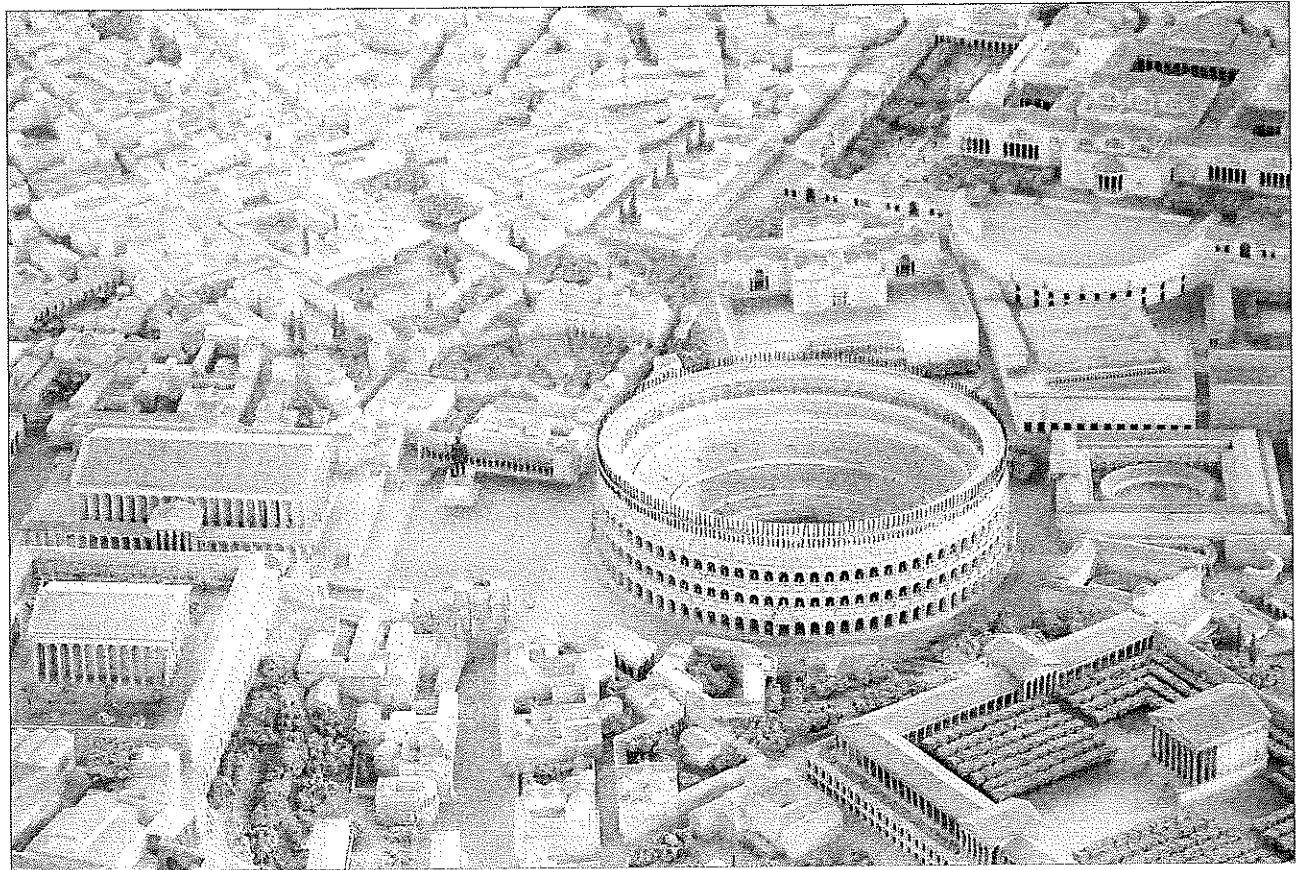
Document F: The Parthenon



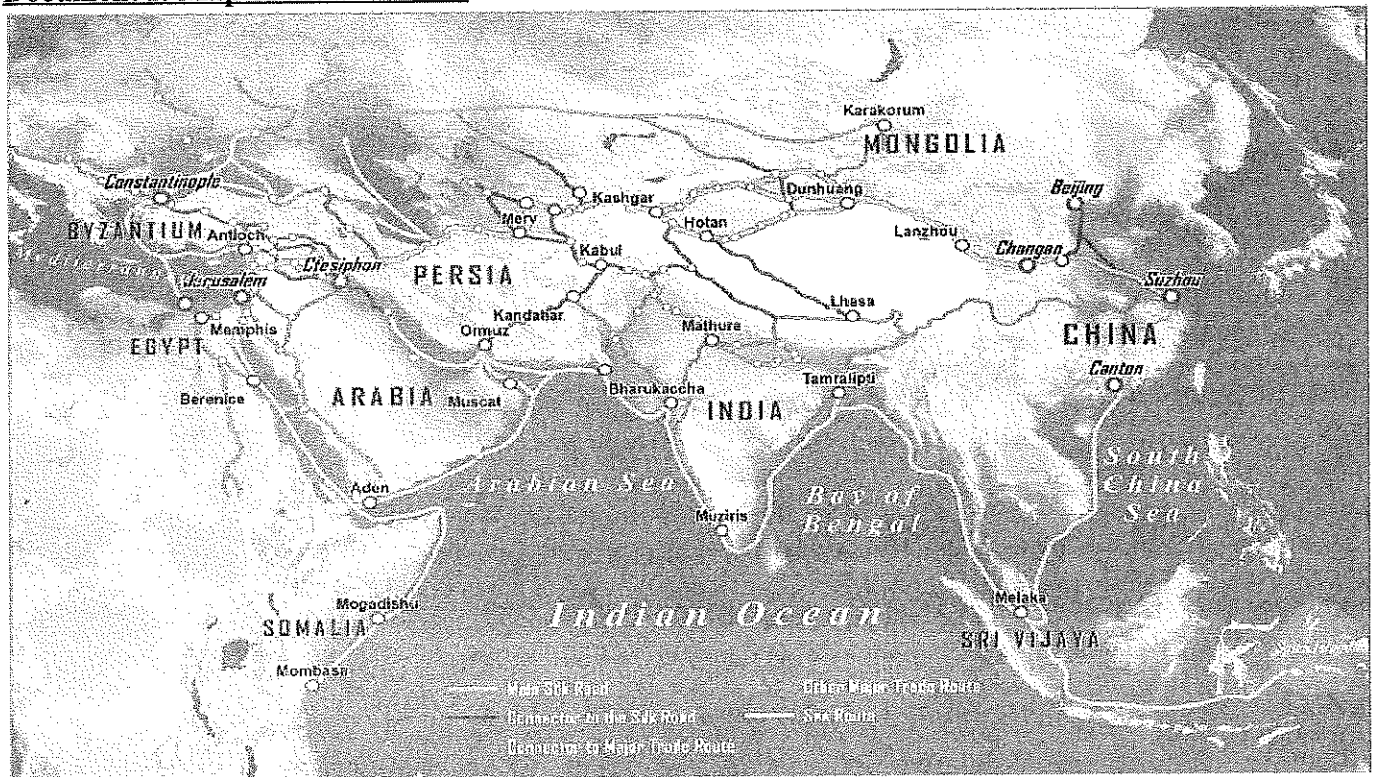
Document G: A Roman Coin



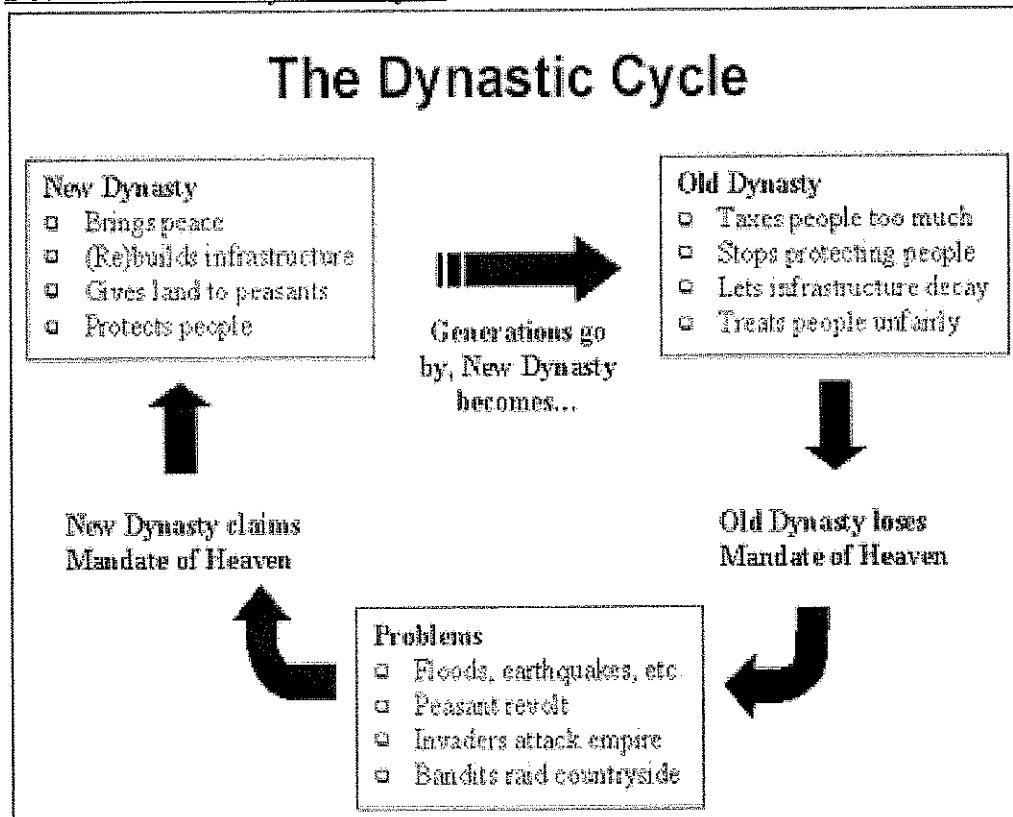
Document H: Model of Rome (City)



Document I: Map of the Silk Road



Document J: The Dynastic Cycle



Introduction

State your main point/main idea (your Thesis):

Body Paragraph #1

Development Idea #1 (DI)/ Topic Sentence:

DD#1:

DD#2:

Body Paragraph #2

Development Idea #2 (DI)/ Topic Sentence:

DD#1:

DD#2:

Body Paragraph #3

Development Idea #3 (DI)/ Topic Sentence:

DD#1:

DD#2:

Conclusion

Reach for Significance (RFS):